

KS1 & KS2 Art Project


Art from Everyday
objects and Materials

Week 3



Over the next few weeks, we will be exploring the work of artists who use very **ordinary objects and materials** to make exciting and imaginative pieces of artwork.

You can work on these activities at school or at home, individually or as a group or family.



This week, we're going to take inspiration from American artist,

Andy Warhol

Born in 1928, in Pennsylvania, USA



Challenge: KS1 – Can you find America on a World Map?
KS2 – Can you find Pennsylvania on a map of the USA?





Andy Warhol is famous for his **bright**, **BOLD** and *stylish* prints of everything from **cola bottles** to **movie stars**.



He belonged to a group of artists making *'Pop Art'* in the 1950s and 1960s.

What is Pop Art? Watch the video below:

<https://www.tate.org.uk/kids/explore/what-is/pop-art>





Is this art?
Why or
why not?



One of Andy Warhol's most famous works of art is his series of paintings showing cans of Campbell's soup cans.



© The Andy Warhol Foundation for the Visual Arts, Inc. / DACS.

Andy Warhol painted this can of soup in 1964. Why? He liked soup! He ate it for lunch everyday. Do you have a favourite food or drink? Do you like it enough to eat or drink everyday?



What can you see in this picture?
In one exhibition, Warhol
displayed 32 canvases together.
Each one showed a can of soup.
The only difference between each
one was the flavour!



The exhibition caused quite a stir.

Some people really enjoyed the novelty of the artwork but most people thought it was ridiculous.



One art dealer made fun of Warhol's exhibition by displaying real soup cans and telling his customers they could buy them more cheaply at his gallery!



If you had been at the exhibition, do you think you would have enjoyed it or thought that it wasn't art at all?

Although not everyone liked the soup can pictures at first (Warhol only sold 6 at the beginning), they soon became popular.

30 years later, the whole collection was bought by a museum in New York for an incredible **11 million pounds!**

Do you think that is a lot of money for art?





Campbell's made a limited edition of their tomato soup in memory of Andy Warhol.

Which can do you like the best?



Let's get making!

Choose from one of the following tasks...



Task 1: Draw and colour soup cans

What flavour of soup would you like to see on the supermarket shelves? Chocolate? Bubblegum? Be as imaginative as possible. Now, use the templates (see separate doc.) to colour or paint your own version of Warhol's soup cans. You could do one big can or 4 in different colours,

No printer? Don't worry!

Watch the video* to learn how to draw a soup can: https://www.youtube.com/watch?v=_9x5Axd_7rQ&t=152s

*Watch from 1m30




Task 2:

What do you love to eat or drink? Fold a piece of paper into 4 then draw a simple line drawing of your chosen food or drink in each quarter.

Choose 4 bright colours (felt pens, crayon or paint) to fill in your pictures.

Colour each picture slightly differently.

Don't forget the background!



Stuck?

The tutorials on this channel are quick and simple. You can find lots of food and drink to draw if you need a bit of help.

<https://www.youtube.com/channel/UC5>

[XMF3Inoi8R9nSI8Ch0sdQ](https://www.youtube.com/channel/UC5XMF3Inoi8R9nSI8Ch0sdQ)




More to do....

Experiment with digital art
using:

<https://www.tate.org.uk/kids/games-quizzes/tate-paint>

Can you draw a tin of soup like
Andy Warhol?



KSI Now try this...

Make handprint art in the style of Andy Warhol:

<https://www.youtube.com/watch?v=jmW2UWF04II>



KS2 Now try this...

Make a portrait (Andy Warhol style) by following this tutorial:

<https://www.youtube.com/watch?v=LrRKWX-7SIE>

